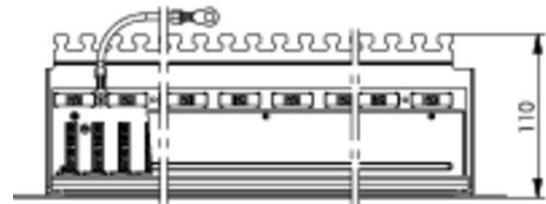




order number: J02023A0051



Technical Attributes	
Short name	MPP24-H K Cat.6A
Type	24 x RJ45 unshielded, without cover
Colour	light grey RAL 7035

Performance Characteristics

- 19"/10" rack mount unit 1 HU with 12, 16 or 24 RJ45 jacks assembled on one common PCB
- no special tooling required for mounting of cover (shielded type)
- printed circuit board is mounted horizontally
- grounding using the enclosed earth connection cable (shielded types)
- cables are terminated via IDC (LSA Plus) terminals with colour coding acc. to EIA/TIA 568 A and B
- 360 degree shielding can be connected directly on the PCB on a large contact spot using screw clamps, without need of twisting the shielding braid (shielded type)
- risk of short-circuit between screening braid and data leads is minimized due to sufficient space between data terminals and screening contact
- limit of 13 mm max. of untwisted length of data leads can be easily achieved without restricting an easy installation
- enclosed cable ties for strain relief of the cables without need of screws and special tools
- modular jacks are numbered on the front panel
- housing is made of steel and powder-laminated in light grey (RAL 7035); the cover is made of stainless steel

Mechanical Characteristics	
Insertion force	≤ 30 N
Durability (mating cycles)	≥ 750

Material: housing	sheet steel powder coatet
Material: housing mini distributor	
Material: housing mini distributor 3HU	
Material: cover (shielded type)	stainless sheet steel
Material: insulators	PA, PBT, PBP, PE
Material: PCB	FR4
Material: PCB finish	
Material: contact spring	CuSn, spring steel
Material: contact spring finish	min. 0,8 µm Au on 1,2 µm Ni
Material: contact IDC termination	CuZn
Material: IDC termination finish	
LSA Plus: Cu conductor diameter	solid 0,40 - 0,65 mm AWG 26/1 - AWG 22/1
LSA Plus: Wire diameter	0.7 - 1.6 mm

Electrical Characteristics	
Contact resistance	≤ 20 mΩ
Insulation resistance	≥ 500 MΩ
Voltage proof: contact-contact	≥ 1000 V, DC
Voltage proof: contact-shield	≥ 1500 V, DC
Current carrying capacity at 50°C	1 A
PoE+ acc to IEEE 802.3at	Cat.6A; Cat.6/Class E: PoE+; Cat.5e: PoE
PoE according to IEEE802.3af	Cat.6A; Cat.6/Class E: PoE+; Cat.5e: PoE

Standards	
Connectors	IEC 60603-7-5 / -7-3

Transmission Chracteristics	
10 Gigabit Ethernet acc. to IEEE 802.3an	for Cat.6A
Cat.6A	PL acc. to ANSI/TIA/EIA-568-B.2-10
Class EA	ISO/IEC 11801:2002 FPDAM2:2009; ISO/IEC 11801:2002+A1:2008

Cat.6	ISO/IEC 11801:2002, EN 50173-1:2007
Class E	ISO/IEC 11801:2002, EN 50173-1:2007
Gigabit Ethernet acc. to IEEE 802.3	Adequate for Gigabit Ethernet
Cat.5e	ISO/IEC 11801:2002, EN 50173-1:2007
Cat.3	